

Stark Technology Inc.(2480)

2025Q2 Investor Conference



Stark Technology Inc.

敦陽科技股份有限公司

Safe Harbor Notice

There are variety of factors which may influence statements or contents been drafted within this presentation, therefore we strongly recommend audience to refer to the information published on MOPS website in case any adjustment has been made.

STI General Information

- **Founded in 1993, public traded in 2001**
- **680+ Employees**
- **One of the largest domestic system service integrator**
- **One of Taiwan's top 500 service enterprises company**
- **Dedication to service and maintain 1,600+ majority of the 2,000+ company enterprise business**
- **Providing more than 40 products & solutions to service our customers**
- **Our vision is to assist our customers to become a Information Service Provider**


Corporate Governance Evaluation

- Rated as Taiwan's top 21%-35% company over the 11th Corporate Governance Evaluation

Year	Announce Results	STI Percentage
2014(1 st)	The top 20%	6%-20%
2015(2 nd)	The top 50%	6%-20%
2016(3 rd)	100%	6%-20%
2017(4 th)	100%	6%-20%
2018(5 th)	100%	6%-20%
2019(6 th)	100%	6%-20%
2020(7 th)	100%	6%-20%
2021(8 th)	100%	21%-35%
2022(9 th)	100%	21%-35%
2023(10 th)	100%	21%-35%
2024(11 th)	100%	21%-35%

Awards

- ❑ Awarded the title of "Sustainable Performance Excellent Supplier" by Fubon Financial Holding from 2019 to 2024
- ❑ Awarded the title of "Excellent Supplier" by Taishin Financial Holdings in 2022
- ❑ Awarded the title of "Best Partner of the 2021 Partnership for Sustainability" by Far Eas Tone Telecom
- ❑ Awarded the title of "Supplier Sustainable Partner Certification Mark Gold Award" by ChungHwa Telecom in 2019



Awards(Continued)

系統產品 System Products

【Cisco】FY25 The best partner for innovation and growth

【HPE】FY24 Best Partner

【HPE】FY24 Excellent distribution partner

【DELL】2024 Best Manufacturing Solutions

【IBM】2024 Flagship product sales champion



Awards(Continued)

儲存產品 Storage Products

【NetApp】FY23 Outstanding Partner Award

【NetApp】GCASK Partner Summit 2023 - Solution Innovation Award

【Veeam】FY23 Platinum Partner of the Year Award

【Veeam】FY24 Platinum Partner of the Year Award

【Lenovo】FY2324 Best Storage Equipment Sales Award

【FUJITSU】Most Valuable Partner 2024



Awards(Continued)

網路產品 Network Products

【HPE ARUBA】FY23 HPE Aruba Champion Partner the Year

【HPE ARUBA】FY23 Best SEATH Wired Reseller Award

【Cisco】FY25-The best partner for innovation and growth

【Aruba】FY24 HPE Aruba Champion partner of the Year

【Cisco】FY25 Scale Market Breakthrough Award



Awards(Continued)

資安產品 Security Products


【Palo Alto】FY24 TAIWAN EXCELLENCE IN CORTEX

【CROWDSTRIKE】2025 Growth Partner of the Year SENA

【CROWDSTRIKE】2025 New Logo Partner of the Year

【citrixasean】2024 Best Service Provider Award

【citrixasean】2024 Annual Best Contribution Award



Awards(Continued)

資安產品 Security Products

【Cisco】FY25-The best partner for innovation and growth

【OpenText】2024Cybersecurity Excellence Award

【Fortinet】2024 Annual Attack MVP

【CYBERARK】FY24CYBERARK Taiwan Most New Logos Partner

【TEAM T5】2024 Sales Star of the Year

【Checkpoint】2024 Best New Business Development Partner



Awards(Continued)

其他整合產品 Other Integrated Products


【NUTANIX】FY24 Best Market Opportunity Development Award

【HPE】FY23 Best strategic partner

【HPE】FY23-Best partner Award

【DELL】2024 Best Manufacturing Solutions

【ASE】2024 Information Service Maintenance Award



Information Security Management System

ISO 27001:2022

Certificate TW20/00230.00
The management system of
Stark Technology Inc.

11912F, No. 83, Sec. 2, Donggus Rd., North Dist., Hsinchu City 300, Taiwan (R.O.C.)
has been assessed and certified as meeting the requirements of
ISO/IEC 27001:2022

For the following activities
In accordance with the Statement of Applicability version 1.2, the provision of information security activities include:
- The application systems by the Application Integration Service Division (include Engineer Management Section, Quality Assurance Section, Project Management Section), including system development, database and server maintenance, related infrastructure management of server room and network.
- Maintenance, operation and management of the human resource management system of the Human Resources Center and the Enterprise resource integration application Department.

This certificate is valid from 08 August 2024 until 29 June 2026 and remains valid subject to satisfactory surveillance audits.
Issue 3. Certified since 28 June 2020
Multiple certificates have been issued for this scope, the main certificate is numbered TW20/00230.00
Certified activities performed by additional sites are listed on subsequent pages.

Authorized by
Jonathan Hall
Global Head - Certification Services

SGS United Kingdom Ltd
Recreation Business Park, Epsom Road, Chesham, Bucks HP8 3EN, UK
t+44 (0)1628 350 6666 - www.sgs.com

SGS, UKAS, IAF

This document is an audited electronic certificate for Stark Technology Inc. only. Printed version of the electronic certificate are provided and will be considered as invalid. This document is issued by the Company subject to ISO/IEC 27001:2022 certification scheme available on Terms and Conditions. ICD: Attention to ensure the integrity of the certificate, identification and production process are controlled. The document is subject to change and any modification should be approved by the Company. The document is subject to change and any modification should be approved by the Company.

Page 1/2

CNS 27001:2023

證書 TW23/00000589
下基組織
敦陽科技股份有限公司

300 新竹市土庫區六路二四四號 11912F
的資訊系統之管理系統，並根據符合下列要求
CNS 27001:2023

所涵蓋的活動範圍
係基於在 1.2 之適用性聲明書，資訊安全標準活動包含：
- 資訊系統之開發與測試活動，品質保證，專案或專案管理系統之資訊安全管理活動，包括系統開發、資料庫管理維護、以及應用開發與測試之基礎設施。
- 人力資源中心及企業資源整合應用之人力資源管理系統之維護與運作及管理。

此證書有效期間自 2024 年 08 月 08 日 至 2026 年 06 月 28 日，且其有效期間將受後續符合之定期稽核。
首次認證日期為 2020 年 06 月 28 日。
在該證書內已列出了多個證書，主要證書編號為 TW23/00000589。
如欲瞭解詳細資訊，請於 2024 年 06 月 28 日，或致電 SGS 之 TAF 聯絡處查詢。2023 年 06 月 09 日。
其它增設/修改範圍之詳細資訊請見上列。

簽署
Stephen Fan
Director

台灣證券交易所股份有限公司
24602 新北市板橋區民生路東段 136 號 5 樓
t+886 (02) 2259 3539 - www.sgs.com.tw

SGS, TAF, IAF

本文件為其電子證書之認證，僅供客戶內部使用。本文件之認證係由 SGS 提供，且其有效期間將受後續符合之定期稽核。本文件之認證係由 SGS 提供，且其有效期間將受後續符合之定期稽核。本文件之認證係由 SGS 提供，且其有效期間將受後續符合之定期稽核。

Page 1/2

ISO 27701:2019

Certificate TW24/00000652
The management system of
Stark Technology Inc.

11912F, No. 83, Sec. 2, Donggus Rd., North Dist., Hsinchu City 300, Taiwan (R.O.C.)
has been assessed and certified as meeting the requirements of
ISO/IEC 27701:2019

For the following activities
Stark Technology Inc. and Stark Inform Inc. are certified to ISO/IEC 27001 and CNS 27001 as extended by ISO/IEC 27701:2019 to take into account the protection of privacy of PII principals potentially affected by the processing of PII, in addition to information security.
The certified entity acts in the capacity of PII processor for personally identifiable information (PII) controllers to handle the collection, processing and use of employee personal information in the check-in process.
In accordance with the ISO 27001 and ISO 27701:2019 Statement of Applicability version 1.2, The Stark Technology Inc. and Stark Inform Inc. ISO 27001 UKAS certification number is as follows: TW20/00230.00 and CNS 27001 TAF certification number is as follows: TW23/00000589.

This certificate is valid from 08 August 2024 until 29 June 2026 and remains valid subject to satisfactory surveillance audits.
Issue 1. Certified since 08 August 2024
Multiple certificates have been issued for this scope, the main certificate is numbered TW24/00000652
Certified activities performed by additional sites are listed on subsequent pages.

Authorized by
Vivienne Mohamed
Technical Accreditation Manager

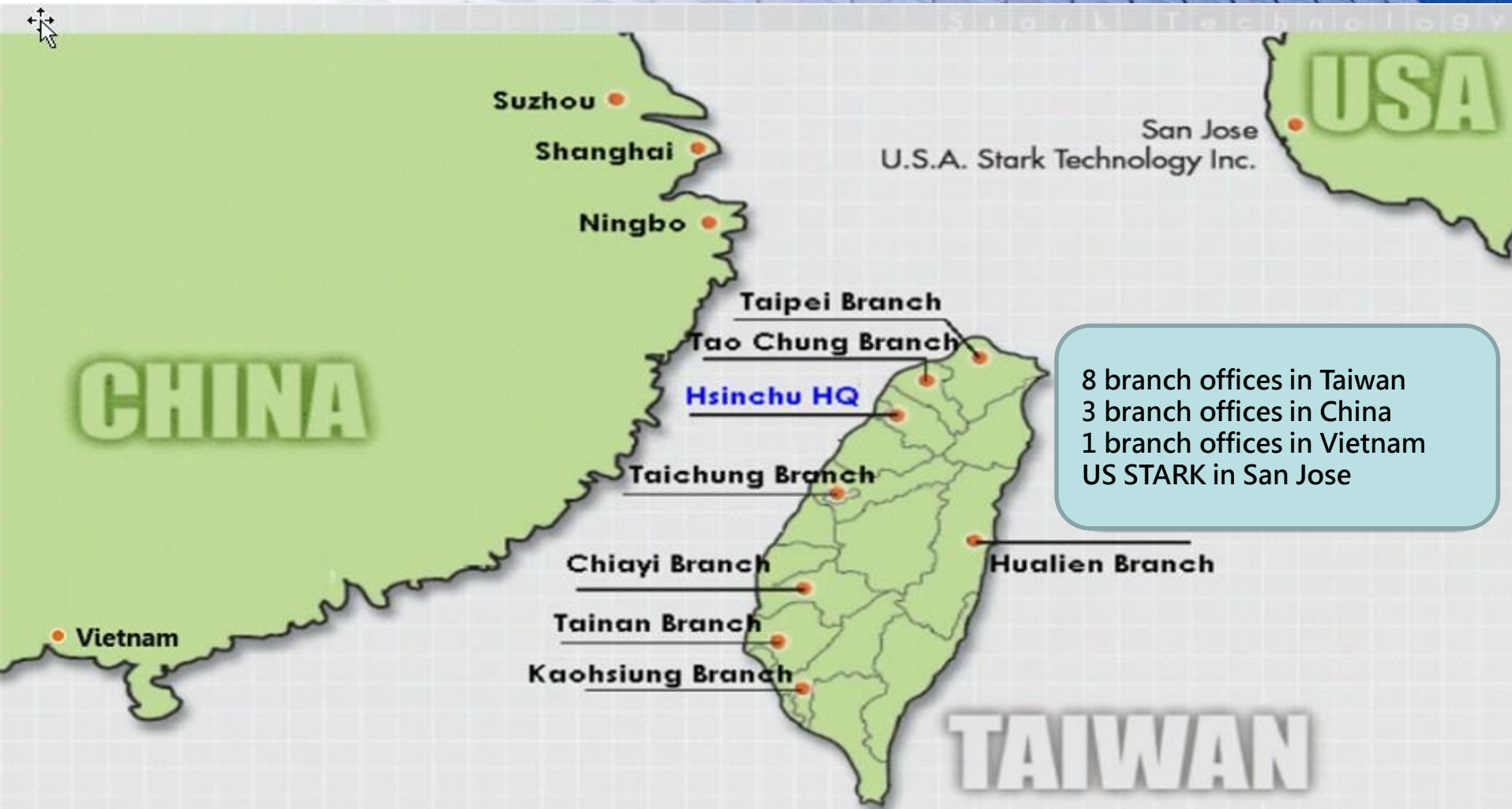
SGS North America Inc.
201 Route 17 North, Rutherford, NJ 07070
t+1 (201) 286-3000 - www.sgs.com

SGS, ANAB

This document is an audited electronic certificate for Stark Technology Inc. only. Printed version of the electronic certificate are provided and will be considered as invalid. This document is issued by the Company subject to ISO/IEC 27701:2019 certification scheme available on Terms and Conditions. ICD: Attention to ensure the integrity of the certificate, identification and production process are controlled. The document is subject to change and any modification should be approved by the Company. The document is subject to change and any modification should be approved by the Company.

Page 1/2

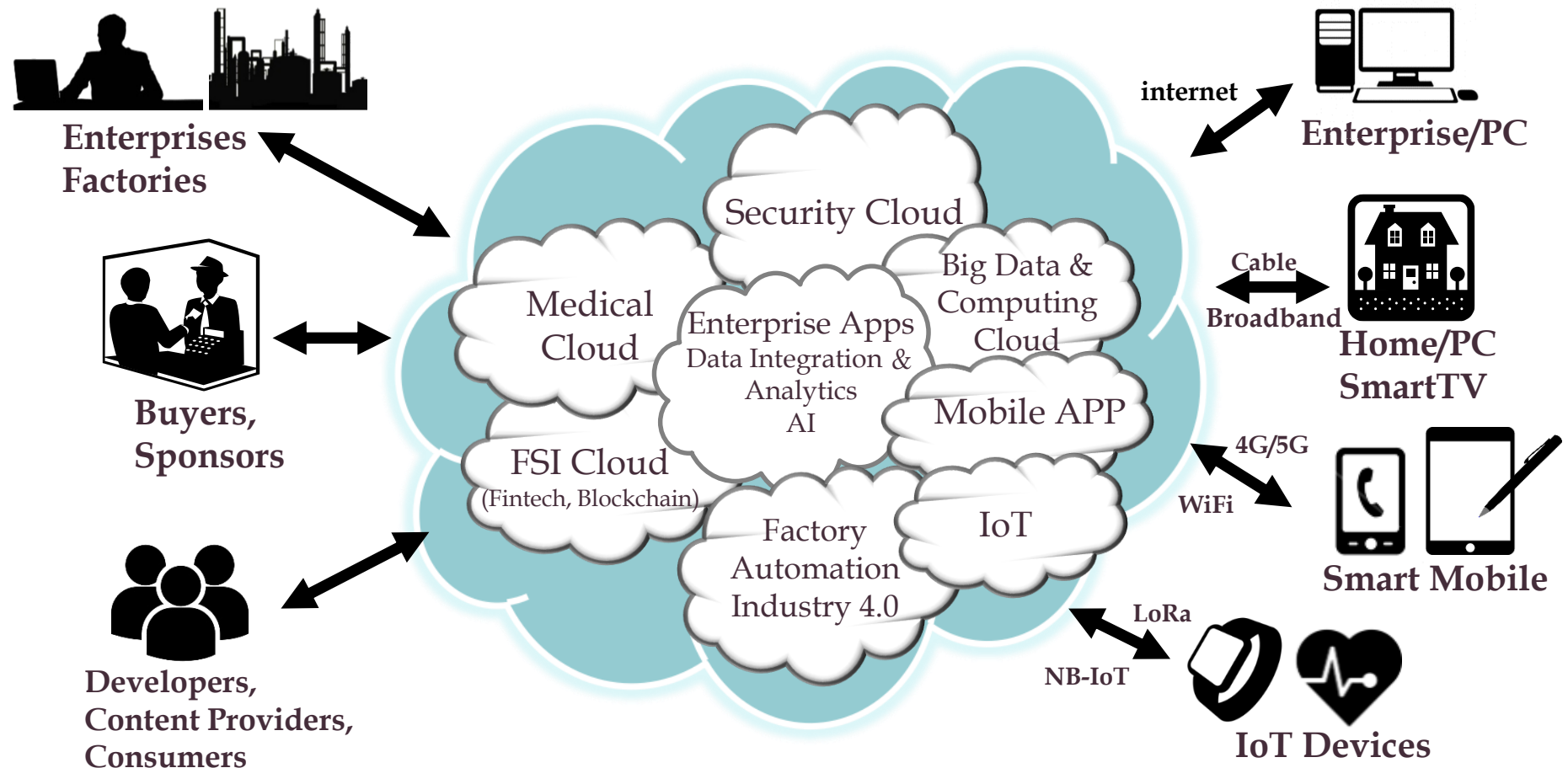
STI Service Network



Sales Operation – by Industries

Sales BU	Industry / Region
BU1	High-tech industries, E-commerce, Finance, Automobiles, Government, and Education, the main area in Hsinchu and middle of Taiwan
BU2	High-tech manufacturing, Defense, Military, Traditional production, Education, and Medical care, the main area in Hsinchu, Taoyuan and southern Taiwan
BU5	Focusing on information security, serving all industries in Taiwan
BU6	Finance, insurance, telecommunications, small and medium enterprises, manufacturing in Taipei
	The public sector including government, medical care, and education The main area in Taipei and Eastern Taiwan
BU8	Private telecommunications, film and television media, energy, water and electricity, the main area in Taipei
BU9	Chunghwa Telecom

We've involved & worked on:



Inter-connect : Telecomm 、 Broadband/Cable 、 Internet

Information Technologies

Professional Services

- Consulting
- Design
- Deployment
- Integration

Portal *Personalization Content Mgmt Single sign-on*

Enterprise Apps
ERP, CRM, SCM
MES, PLM

OSS, VAS
Probe/CEM

eCommerce
High Freq. Trade
by Trade
AML

Vertical Apps.

IoT
(Environmental Monitoring)

MFG

Telco

FSI

Travel

Medical

Gov't

EAI@SOA *Middleware Data Integration@BI*

Data Mgmt.

Security

System & Platform Resource Mgmt (CPU/GPU/VM/Container/Bare Metal)

Networking Platform Load Balancing Network Mgmt

Artificial Intelligence

AI Infrastructure

Container Platform

- ✓ Docker 、K8S
- ✓ OpenShift
- ✓ Portability
- ✓ Scalability

- Quality 、 Privacy 、 Security 、 Compliance
- Cataloging 、 Metadata 、 Access Controls

Data Governance

Hardware

- ✓ GPUs 、 Storage 、 Networks
- ✓ Scalability 、 Performance 、 Security



Customer Requirements

NVIDIA AI Foundry

Assist customer to leveraging existing models/inferences to run on anywhere for the target AI apps.

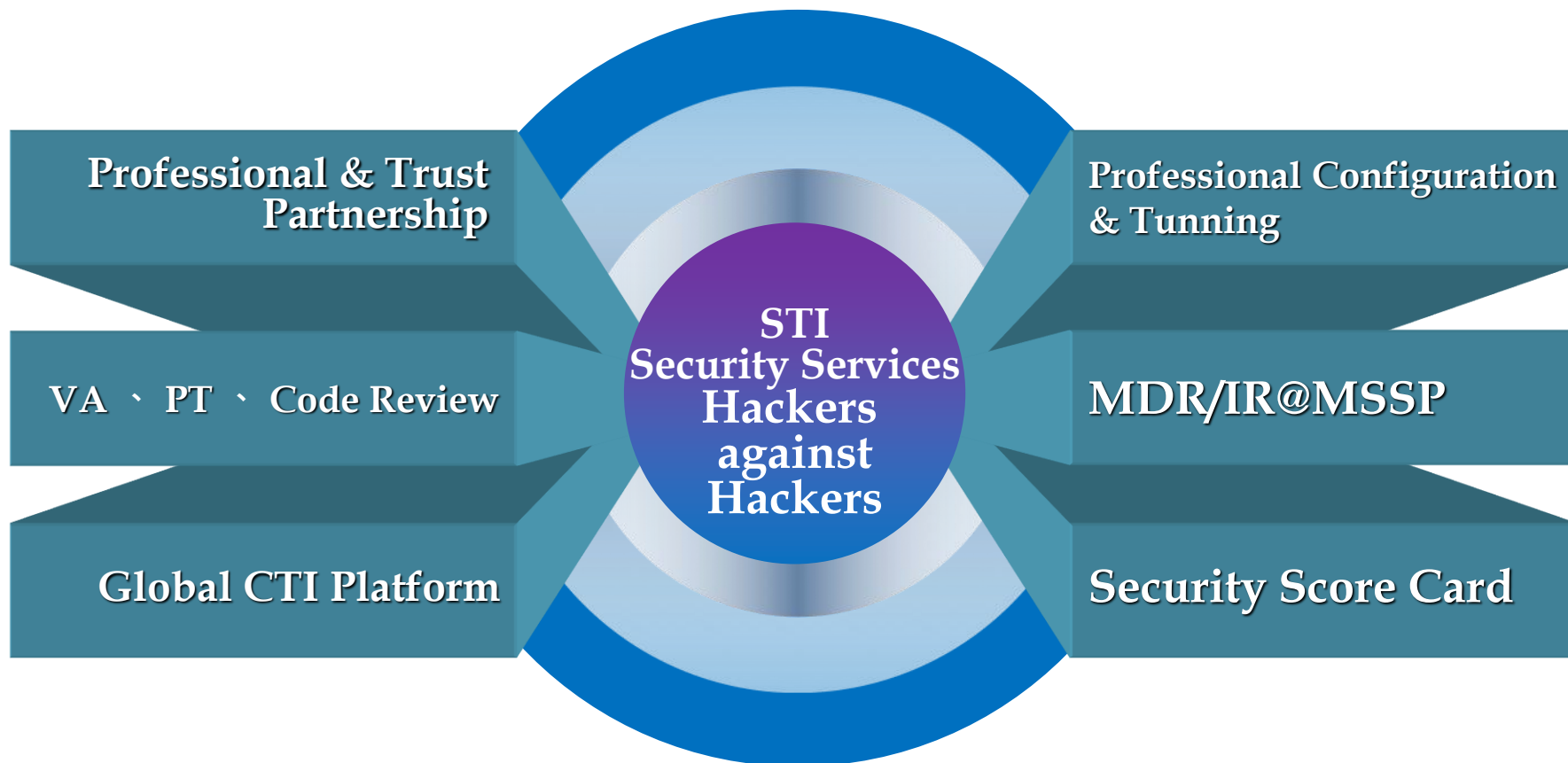


Industry-Academia Alliance

Academic/Industry alliance to redefine enterprise AI smart technology



Information Security



MSSP Architecture

Security Cloud Services

Security Access
Service Edge
(SASE)

API Security

Security Score
Card

Global CTI
Platform

Professional & Proactive Security Risk Investigation & Threat Analysis Services

VA

PT

Code Review

MDR

IR

In Depth & customized on Devices/Services tuning & configuration

Network
Security

System
Security

Apps.
Security

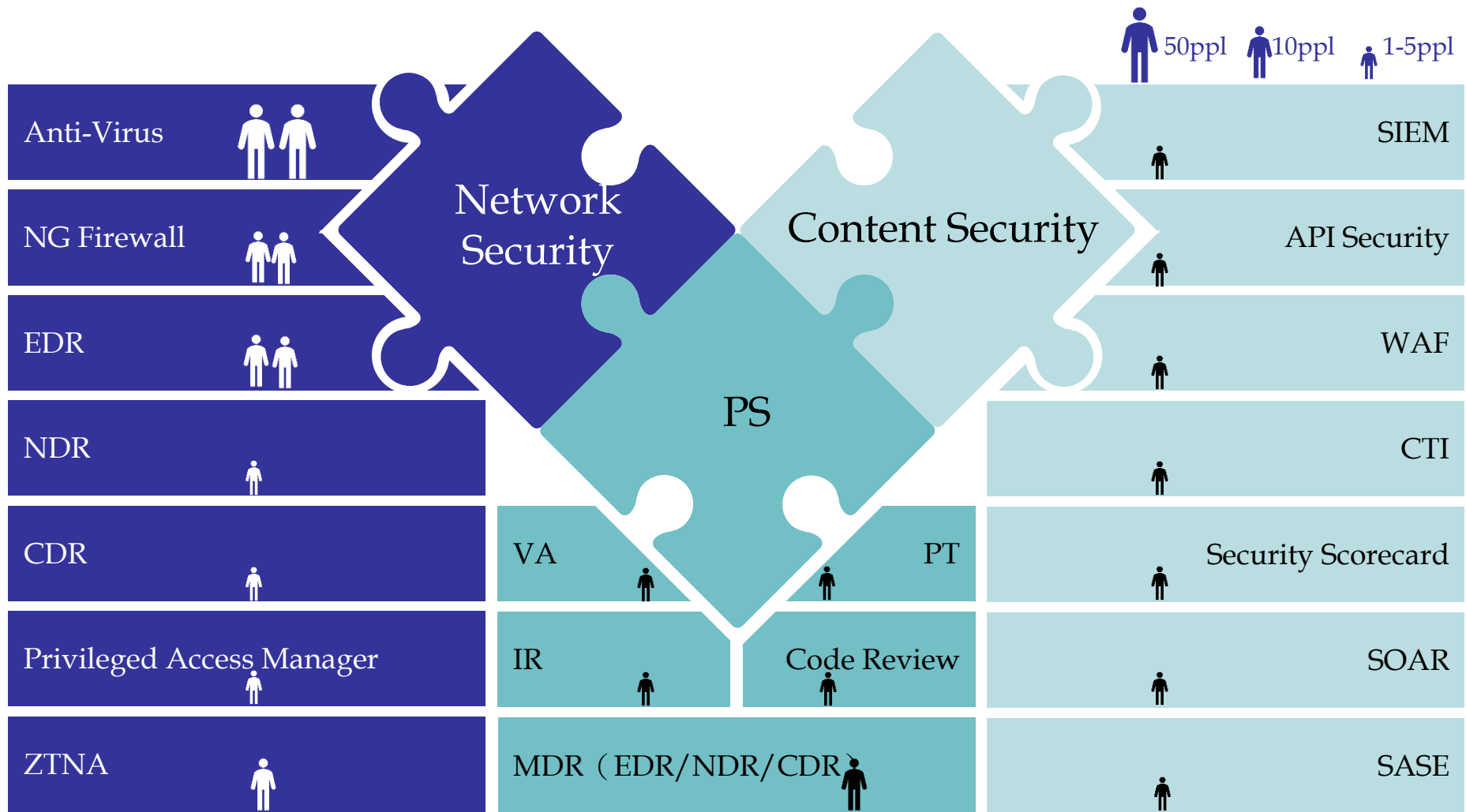
Endpoint
Security

Data
Security

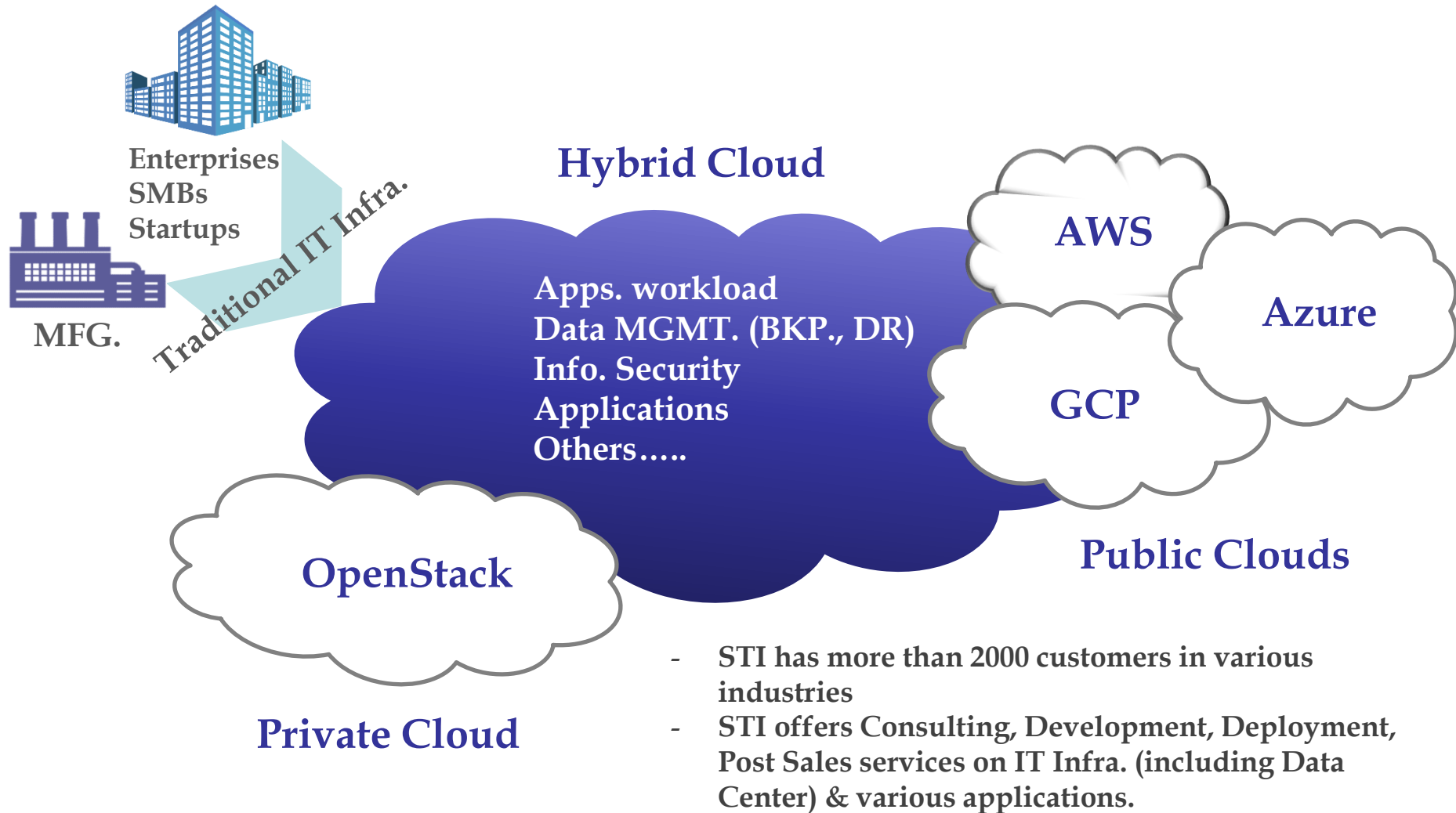
Mobile
Security

IT Infra. (Network、OS、Storage....)

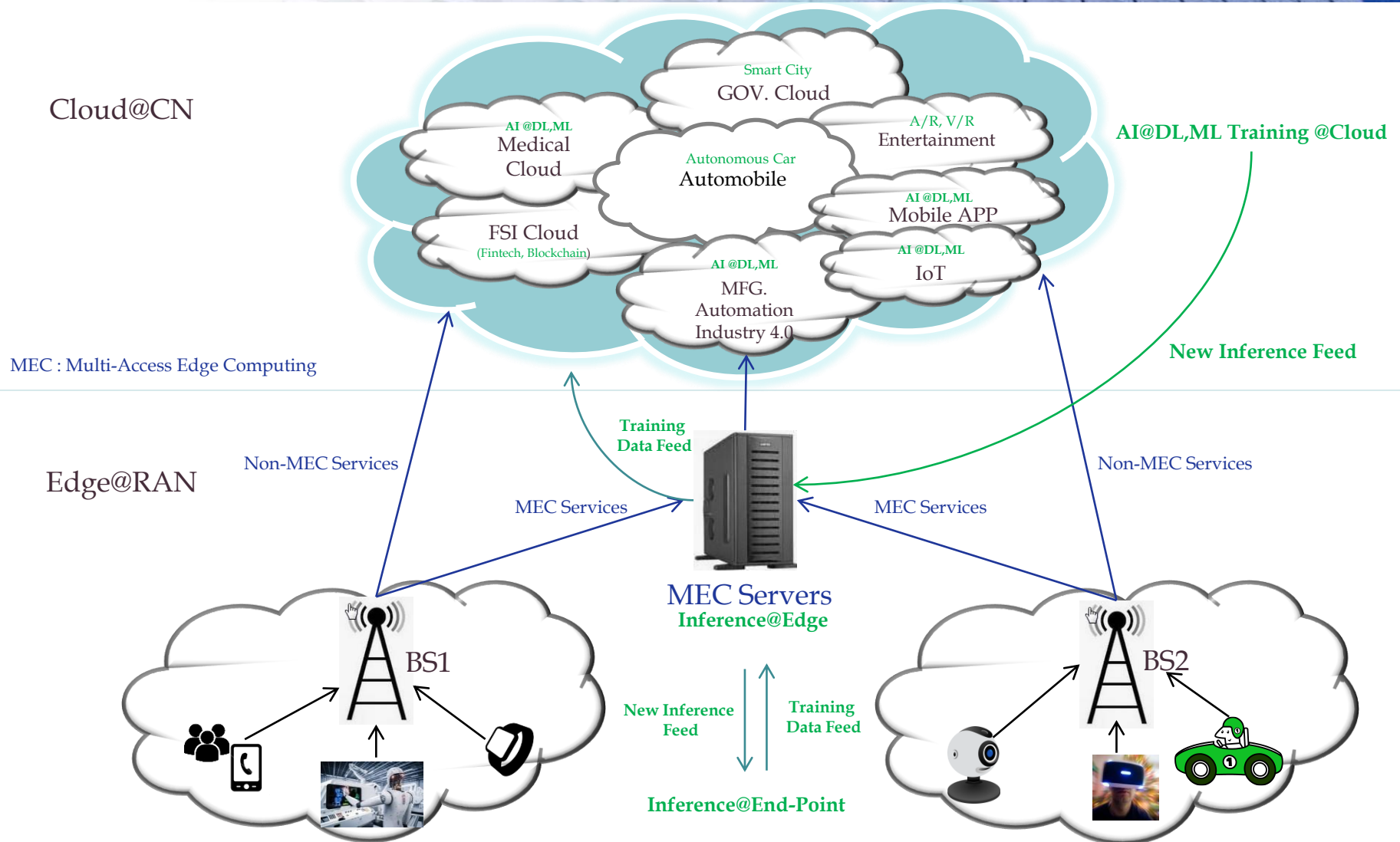
Information Security



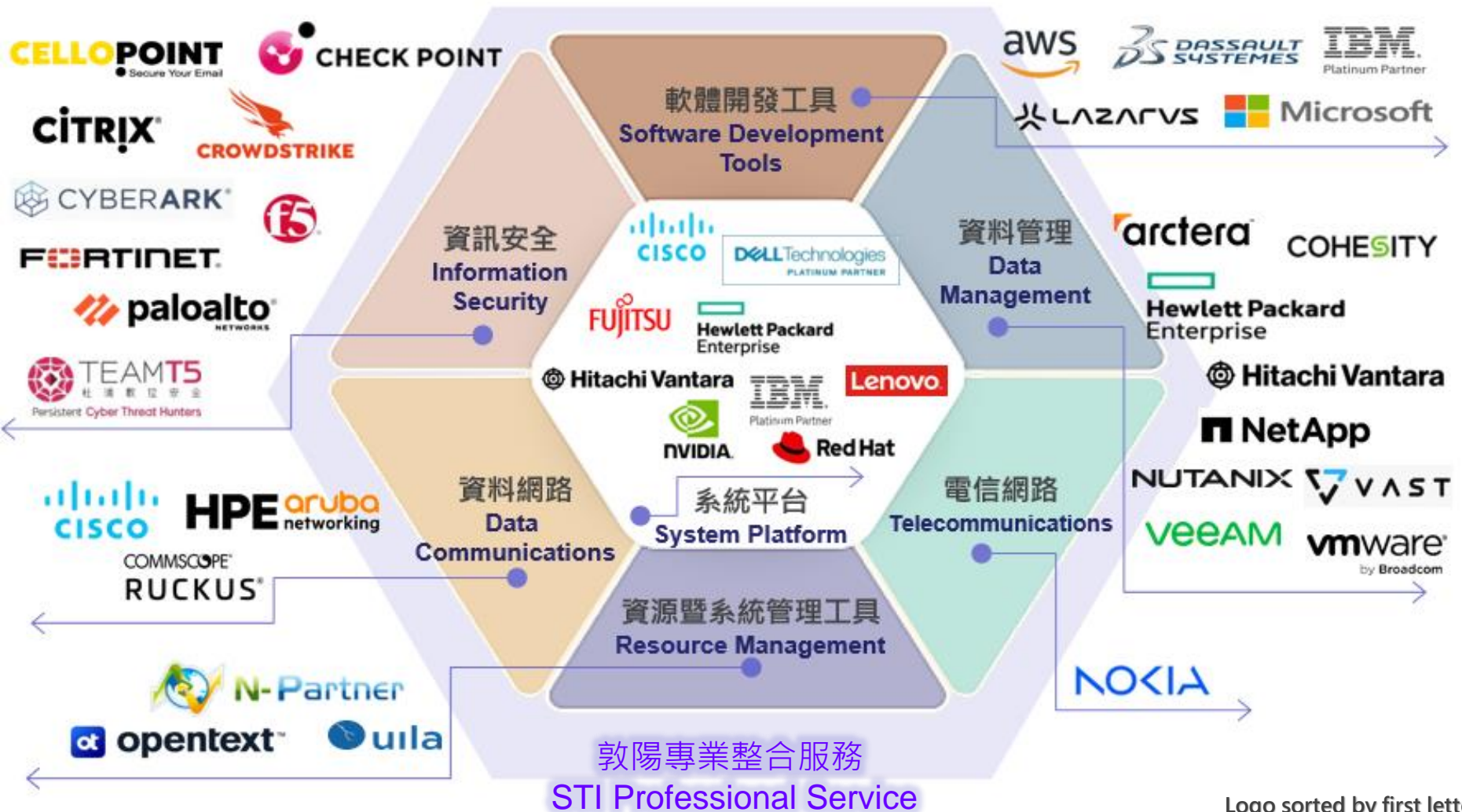
STI's Strength on Hybrid Cloud



Meet up 5G + MEC@AI@Cloud



Information & Communication Tech. Products & Solutions



Logo sorted by first letter.

Balance Sheet Overview (Consolidated)

Units: NT\$ thousand

Item	2025/6/30		2024/12/31		2024/6/30	
	AMT	%	AMT	%	AMT	%
Cash and cash equivalents	1,477,529	20%	1,174,515	16%	1,382,060	21%
Accounts receivable (including contract assets)	915,575	13%	1,184,855	17%	920,846	14%
Inventories	2,778,701	38%	2,940,576	41%	2,417,030	36%
Property, Plant and equipment	656,689	9%	654,605	9%	648,280	10%
Total Assets	7,258,972	100%	7,140,014	100%	6,646,211	100%
Current Liabilities	4,113,918	57%	3,624,819	51%	3,542,422	53%
Total Liabilities	4,185,573	58%	3,698,857	52%	3,618,793	54%
Equity	3,073,399	42%	3,441,157	48%	3,027,418	46%

Source: Market Observation Post System

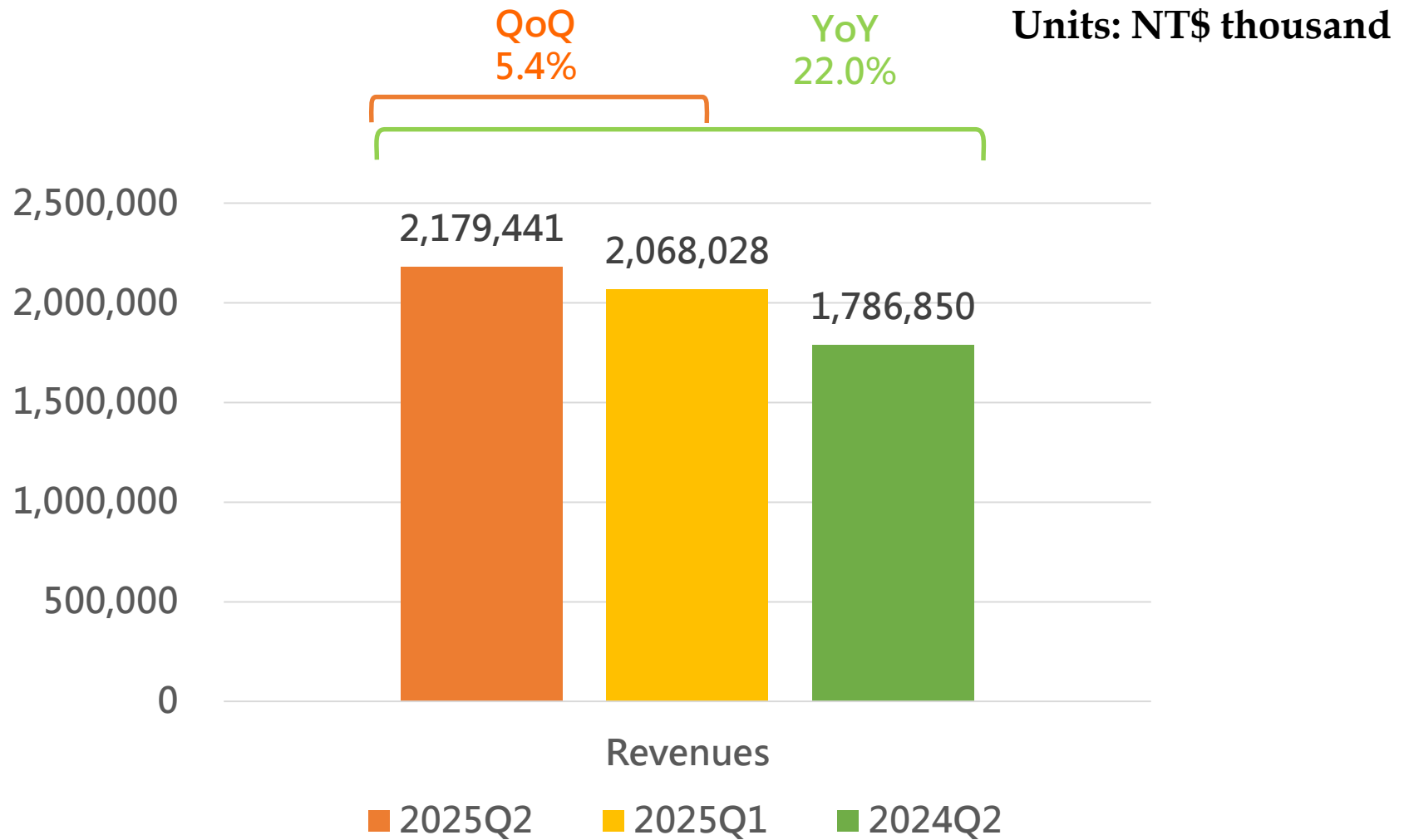
Income Statements Overview (Consolidated)

Units: NT\$ thousand

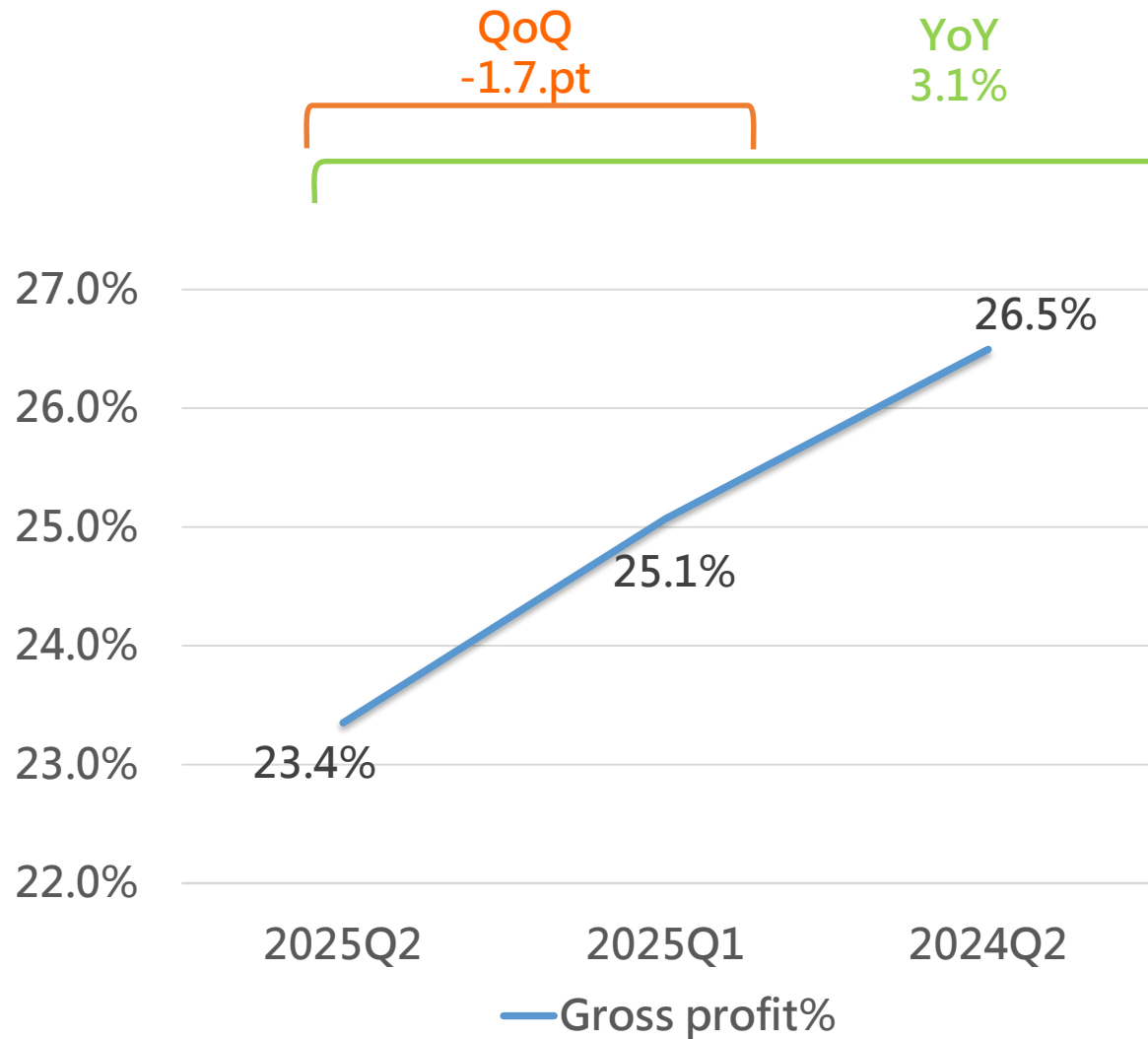
Item	2025 Jan.-June		2024 Jan.-June		YOY
	AMT	%	AMT	%	
Revenues	4,247,469	100%	3,540,323	100%	20.0%
Gross profit	1,027,398	24%	919,947	26%	11.7%
Operating expense	501,966	12%	455,927	13%	10.1%
Operating income	525,432	12%	464,020	13%	13.2%
Other income	31,032	1%	46,526	1%	-33.3%
Pre-tax income	556,464	13%	510,546	14%	9.0%
Net income	442,013	10%	406,771	11%	8.7%
EPS(NT\$)	4.16		3.82		8.9%

Source: Market Observation Post System

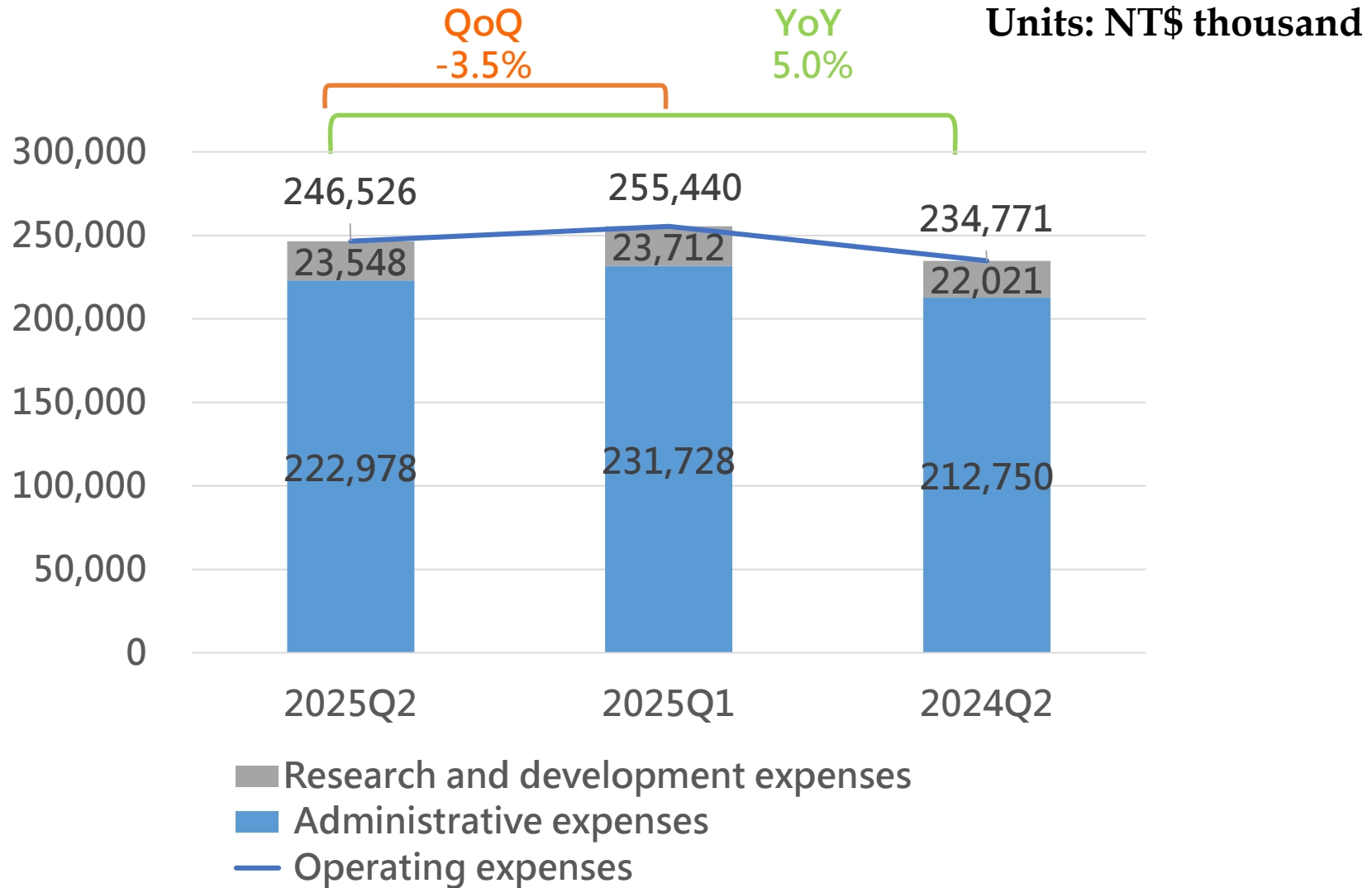
Consolidated Revenues



Consolidated Gross profit

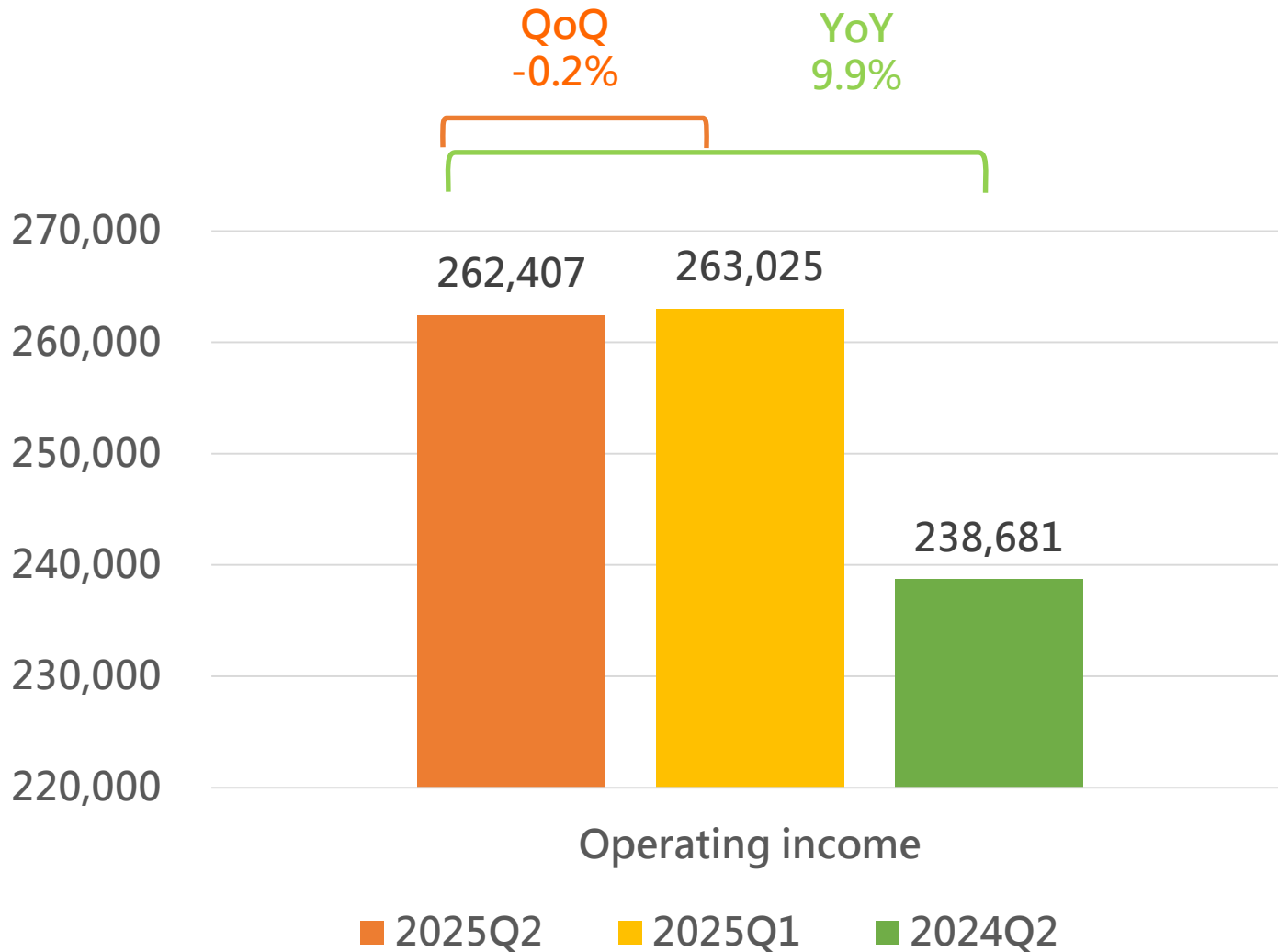


Consolidated Operating expenses

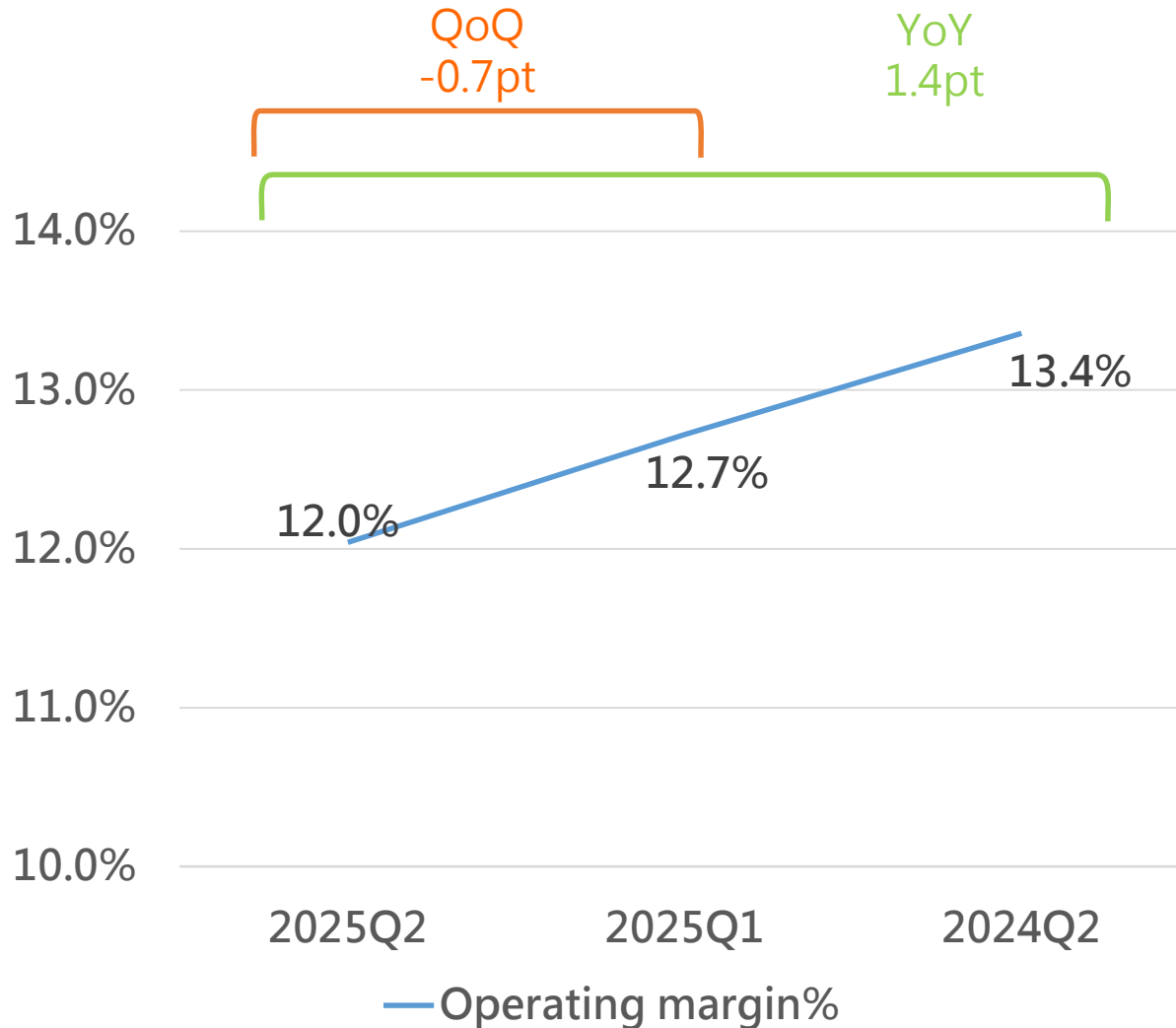


Consolidated Operating income

Units: NT\$ thousand

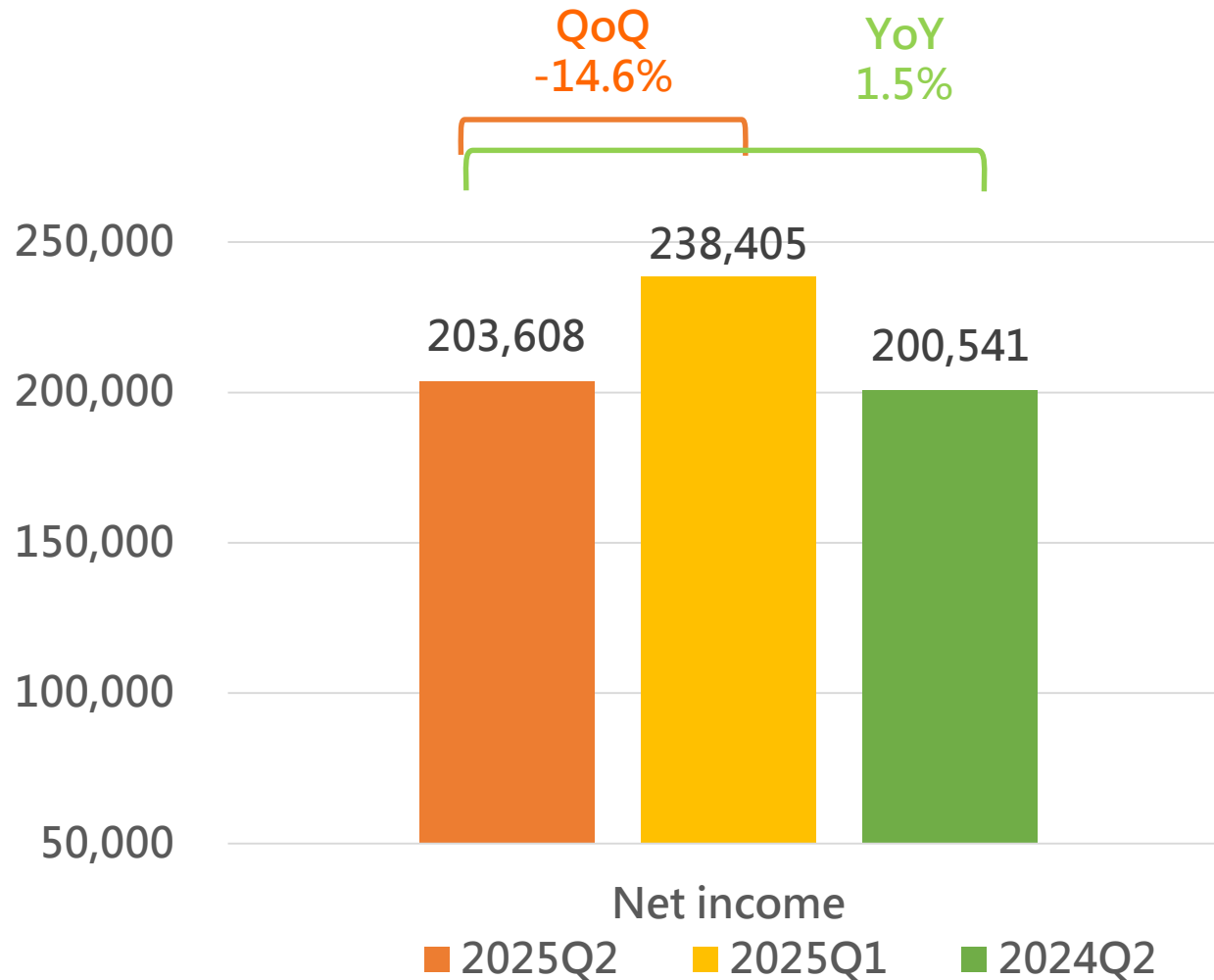


Consolidated Operating margin

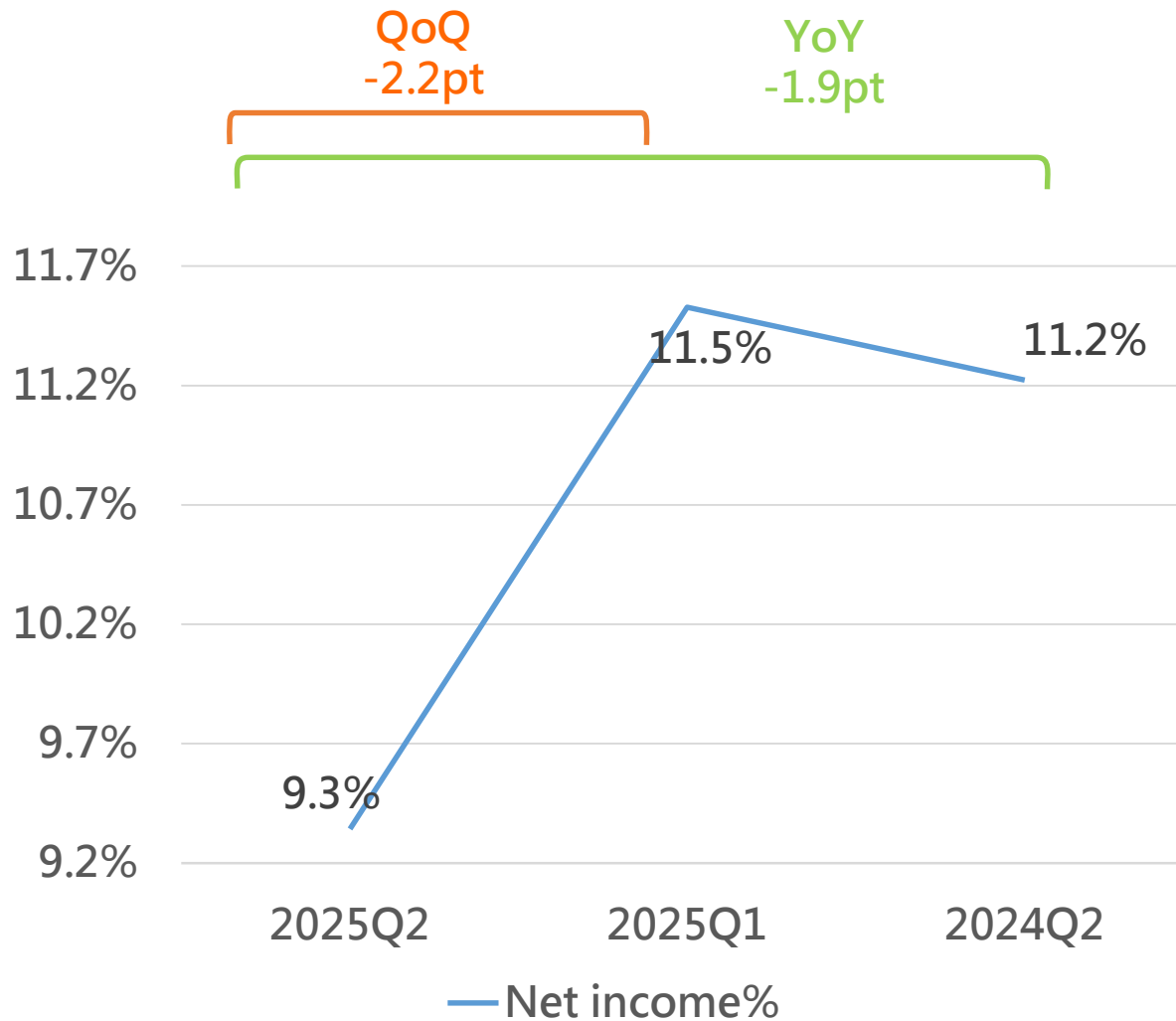


Consolidated Net income

Units: NT\$ thousand

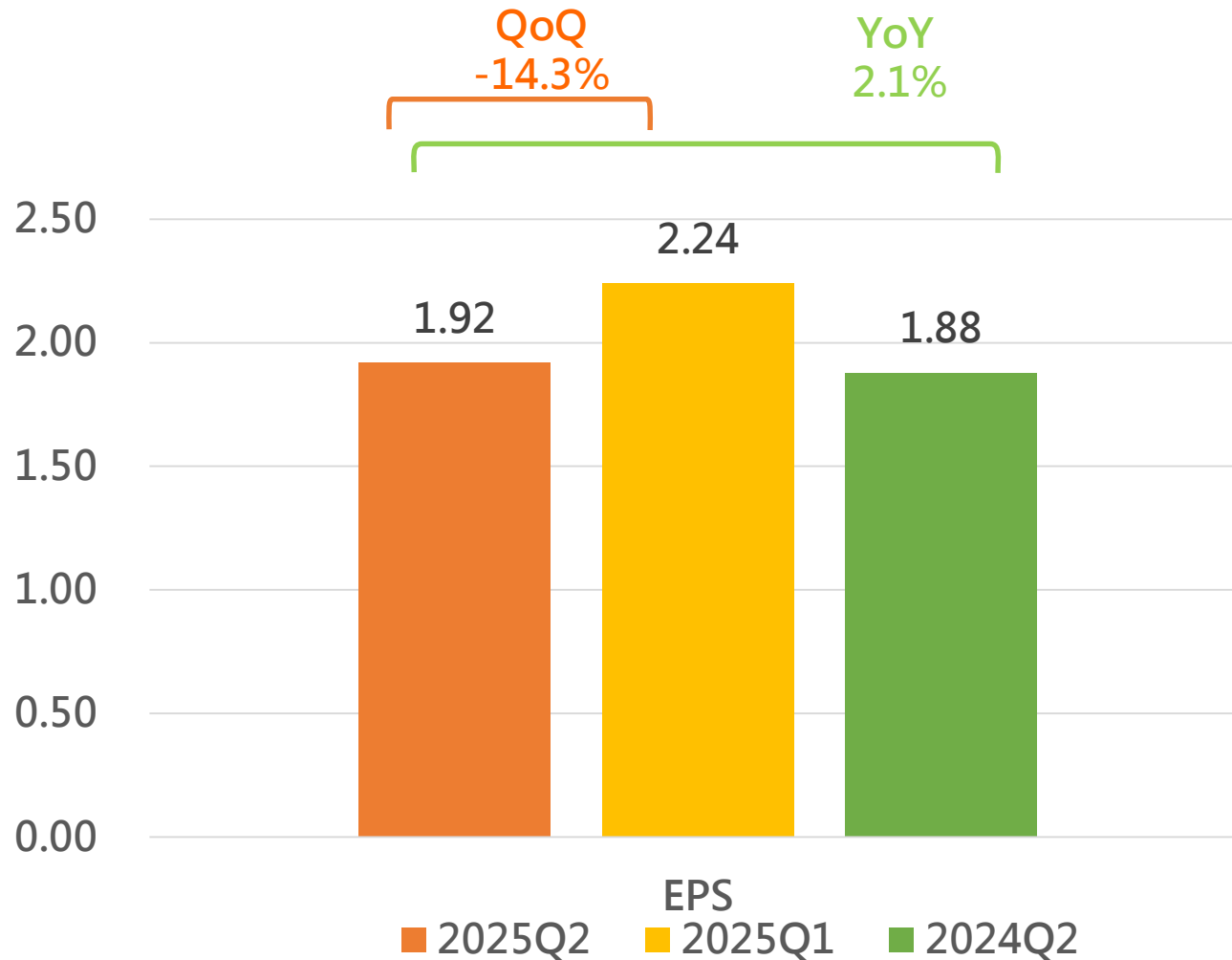


Consolidated Net income margin



Consolidated EPS

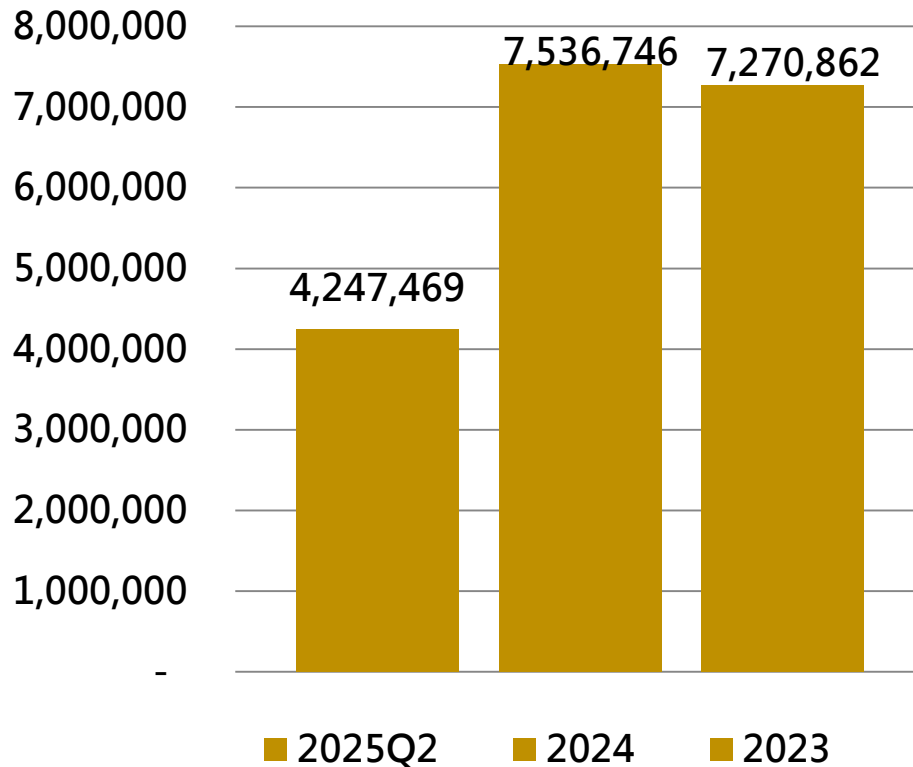
Units: NT\$



Sales Revenue & Net Income

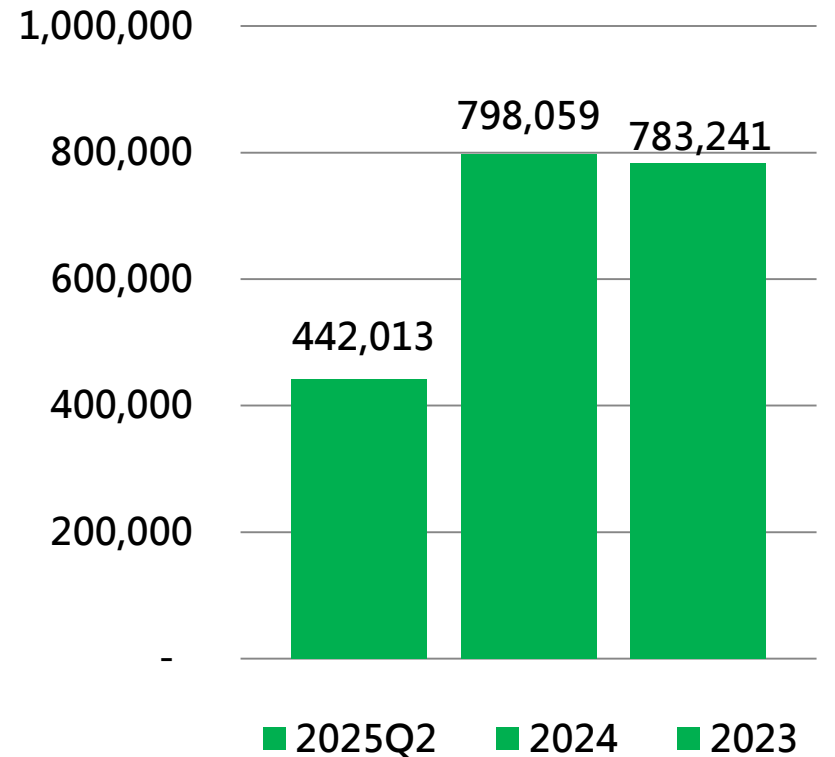
Sales Revenue

Units: NT\$ thousand



Net Income

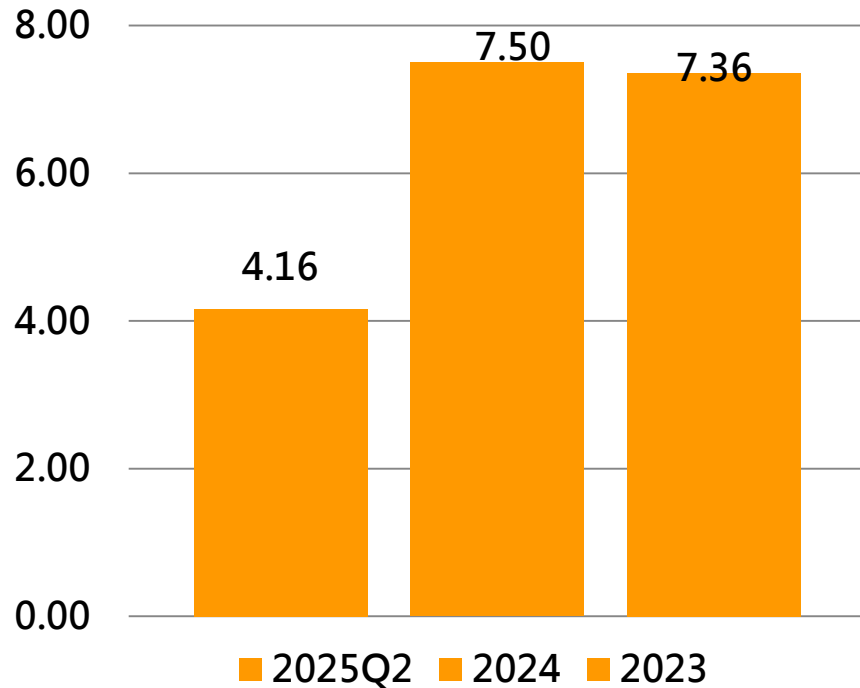
Units: NT\$ thousand



EPS & Capital

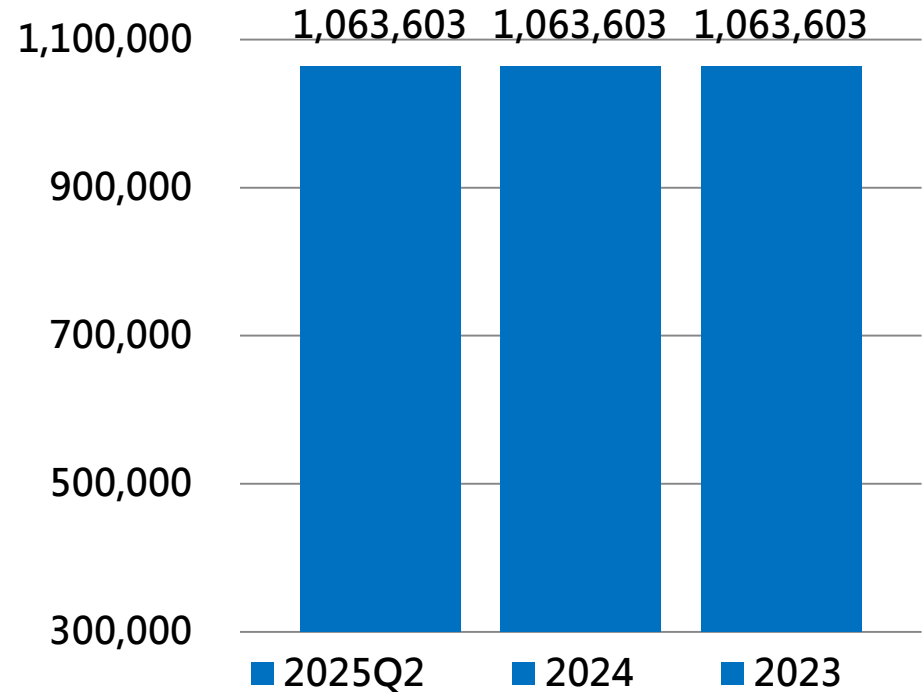
EPS

Units: NT\$



Capital

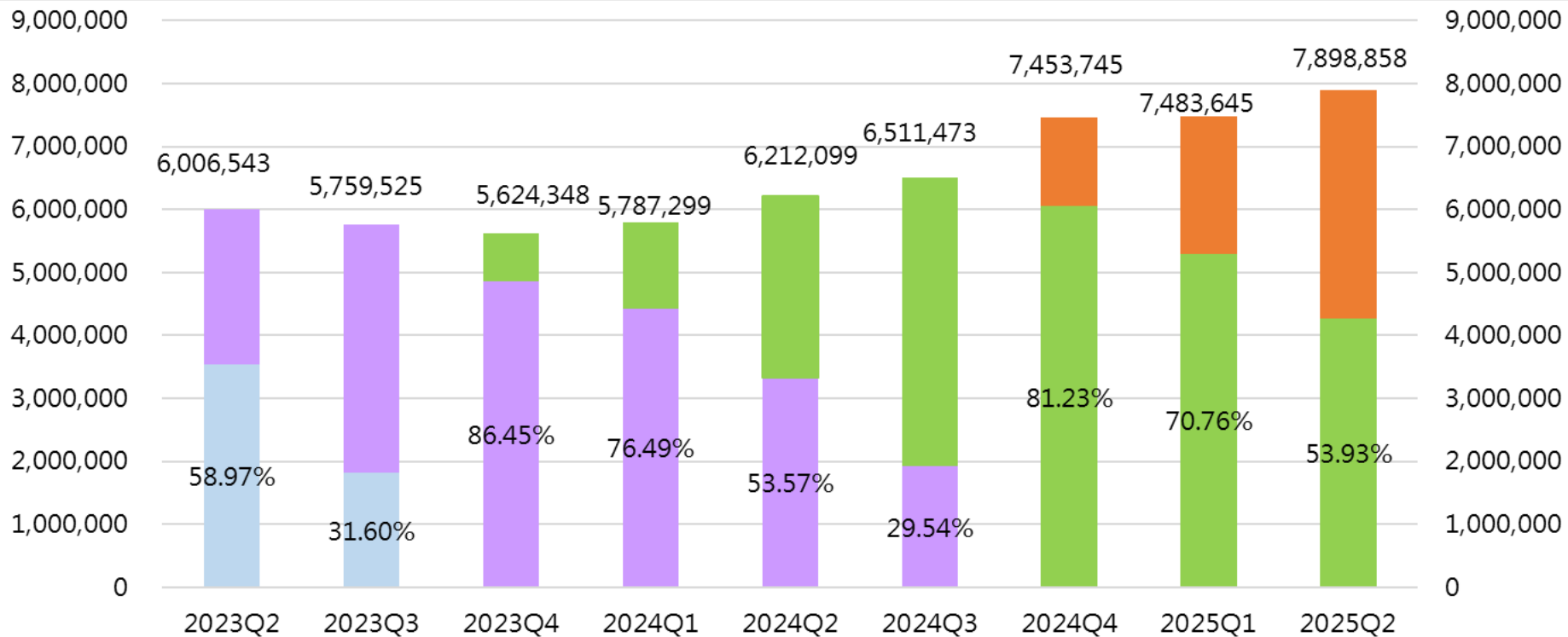
Units: NT\$ thousand



Year	2025Q2	2024	2023
ROE	13.57%	23.78%	24.49%

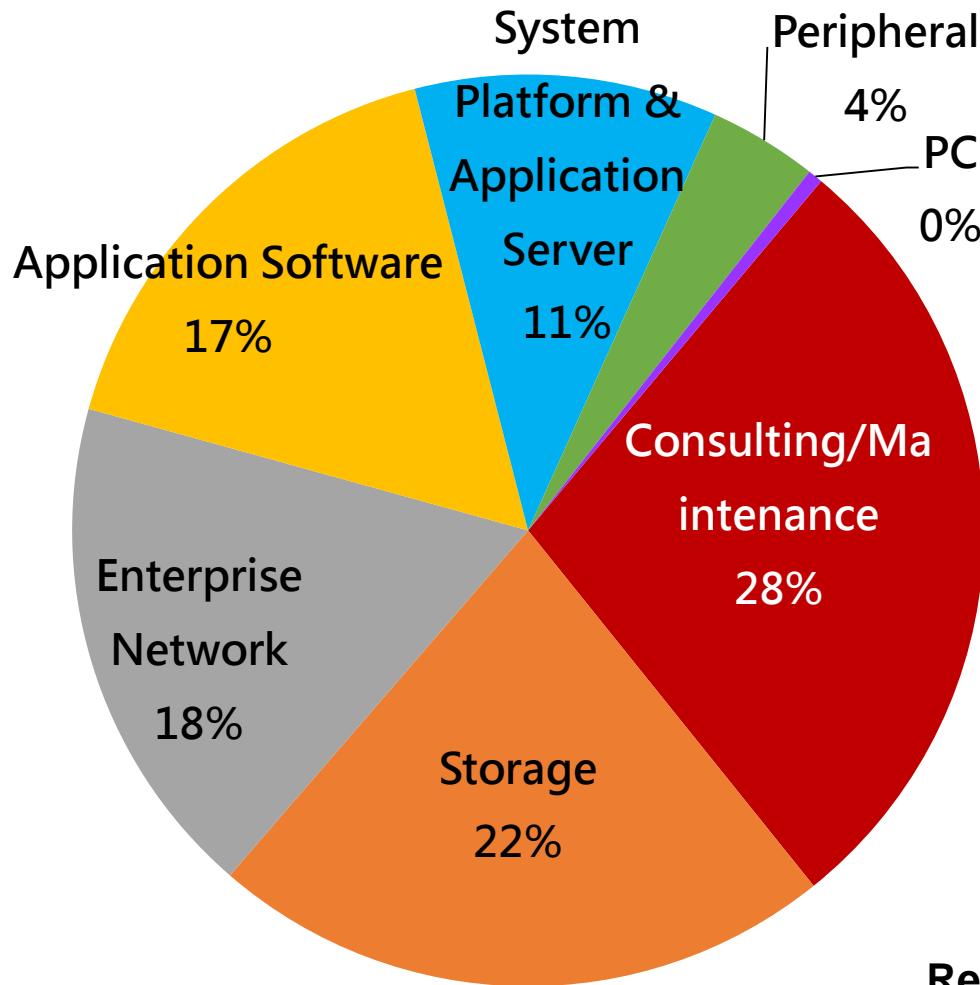
Allocation of transaction price into unfulfilled contractual obligations

Units: NT\$ thousand



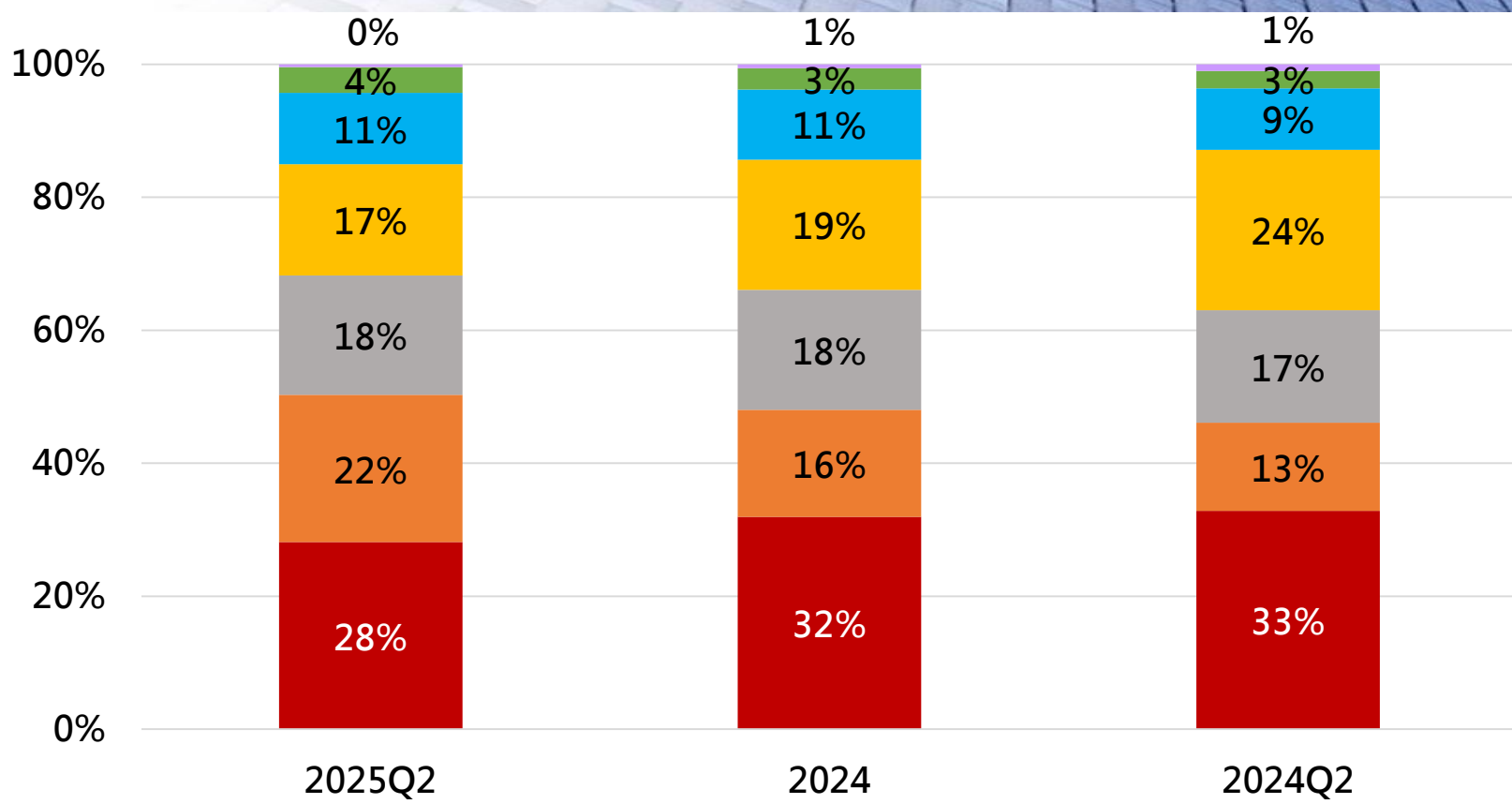
	2023Q2	2023Q3	2023Q4	2024Q1	2024Q2	2024Q3	2024Q4	2025Q1	2025Q2
Allocation of transaction price into unfulfilled contractual obligations	6,006,543	5,759,525	5,624,348	5,787,299	6,212,099	6,511,473	7,453,745	7,483,645	7,898,858
Estimated Fulfill Ratio of 2023/2024/2025	58.97%	31.60%	86.45%	76.49%	53.57%	29.54%	81.23%	70.76%	53.93%
Estimated Fulfill Amount of 2023/2024/2025	3,542,058	1,820,010	4,862,249	4,426,705	3,327,821	1,923,489	6,054,677	5,295,427	4,259,854
Estimated Fulfill Amount After 2024/2025/2026	2,464,485	3,939,515	762,099	1,360,594	2,884,278	4,587,984	1,399,068	2,188,218	3,639,004

2025Q2 Sales Revenues by Product Type



Revenue: NT\$4.247 billion

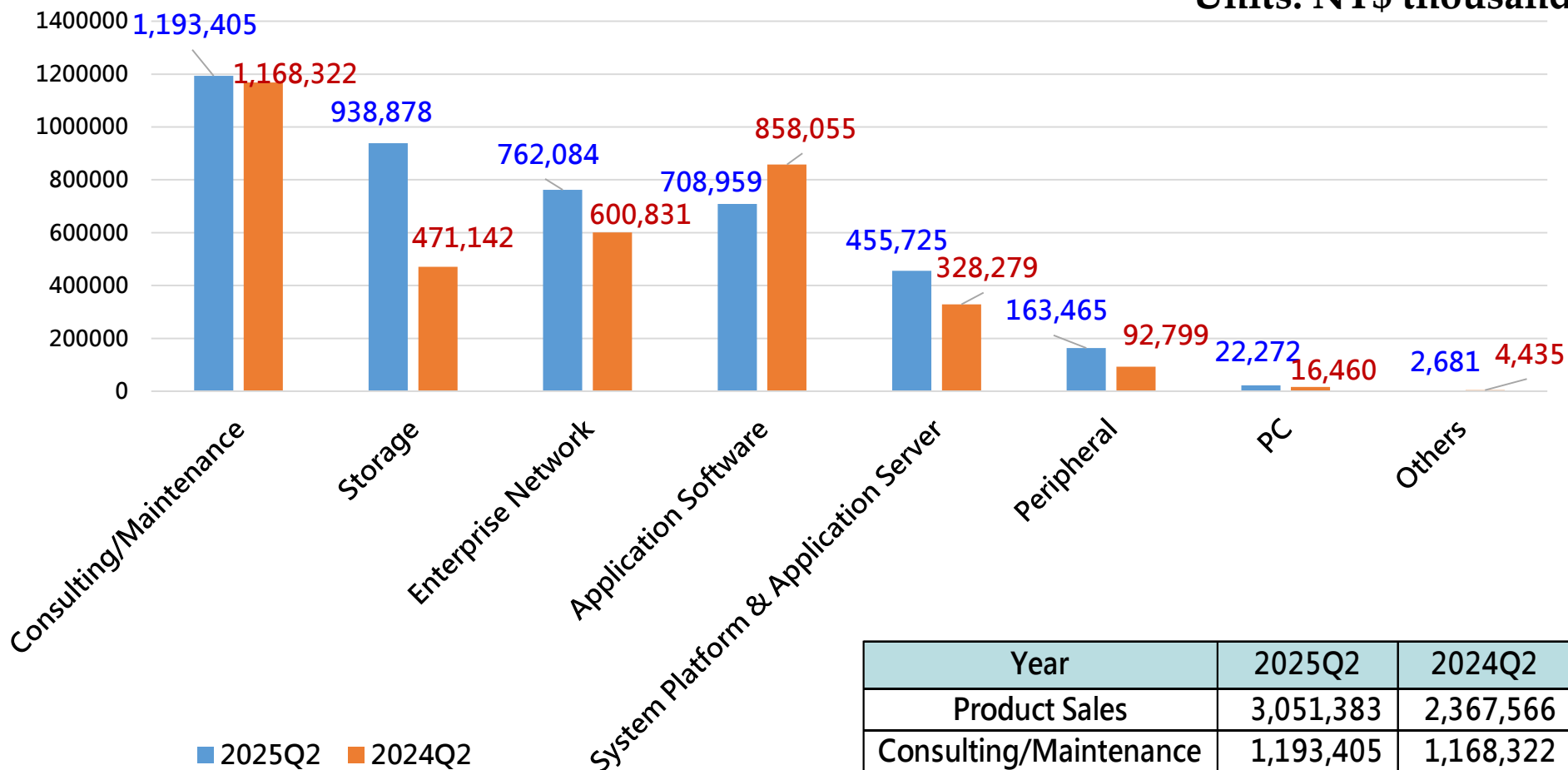
Comparison of Sales Revenues by Product Type



- Consulting/Maintenance
- Enterprise Network
- System Platform & Application Server
- PC
- Storage
- Application Software
- Peripheral

Compare Sales Revenues by Product Type

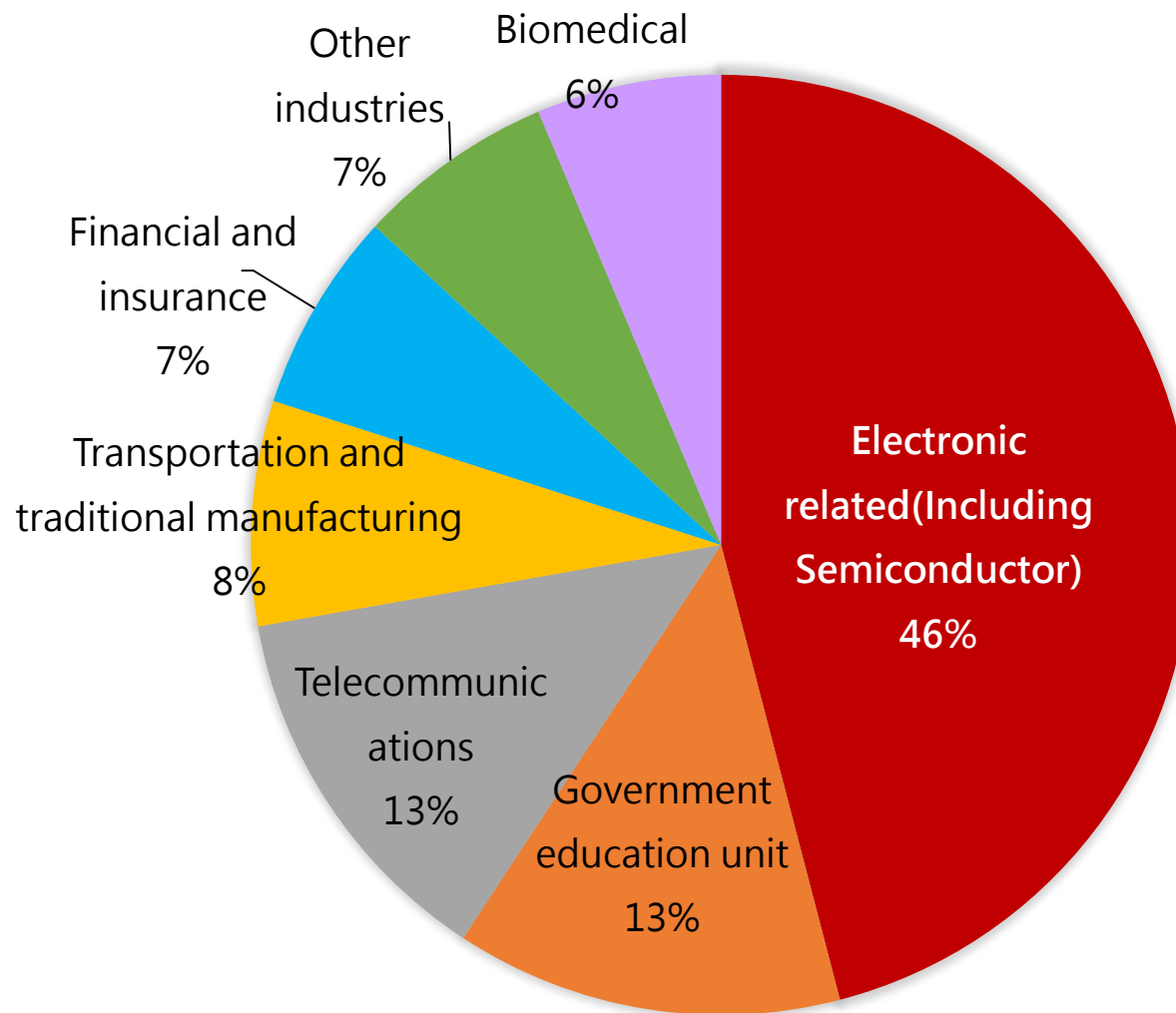
Units: NT\$ thousand



Revenue: NT\$ 4.247 billion Revenue: NT\$ 3.540billion

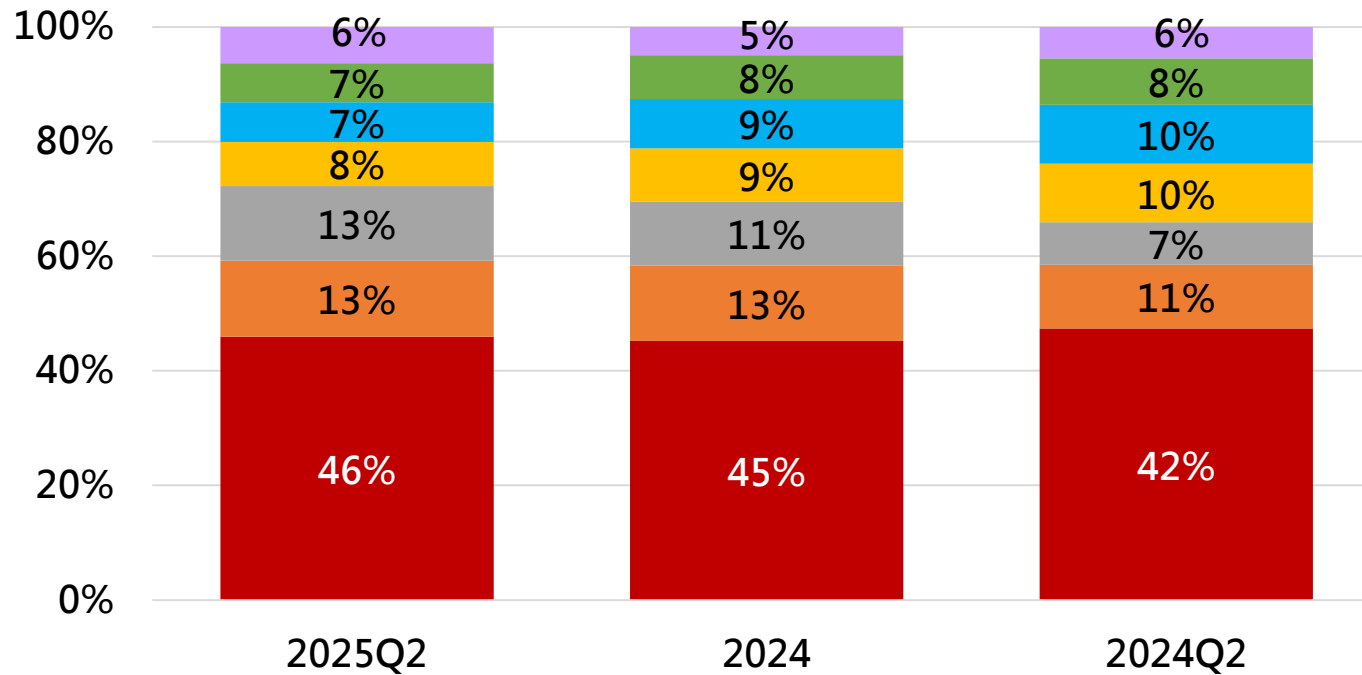
Year	2025Q2	2024Q2
Product Sales	3,051,383	2,367,566
Consulting/Maintenance	1,193,405	1,168,322
Others	2,681	4,435
Total Amount	4,247,469	3,540,323

2025Q2 Sales Revenues by Industry



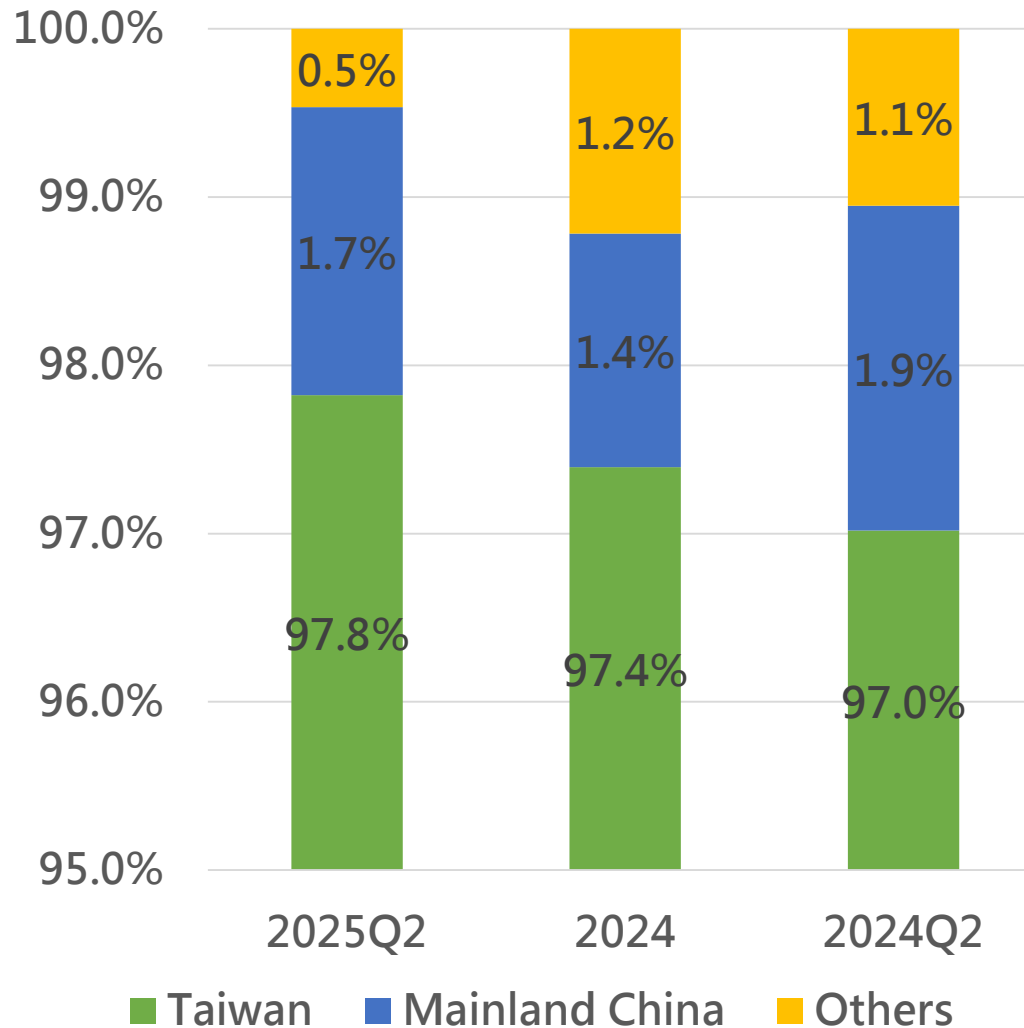
Revenue:NT\$ 4.247 billion

Comparison of Sales Revenues by Industry



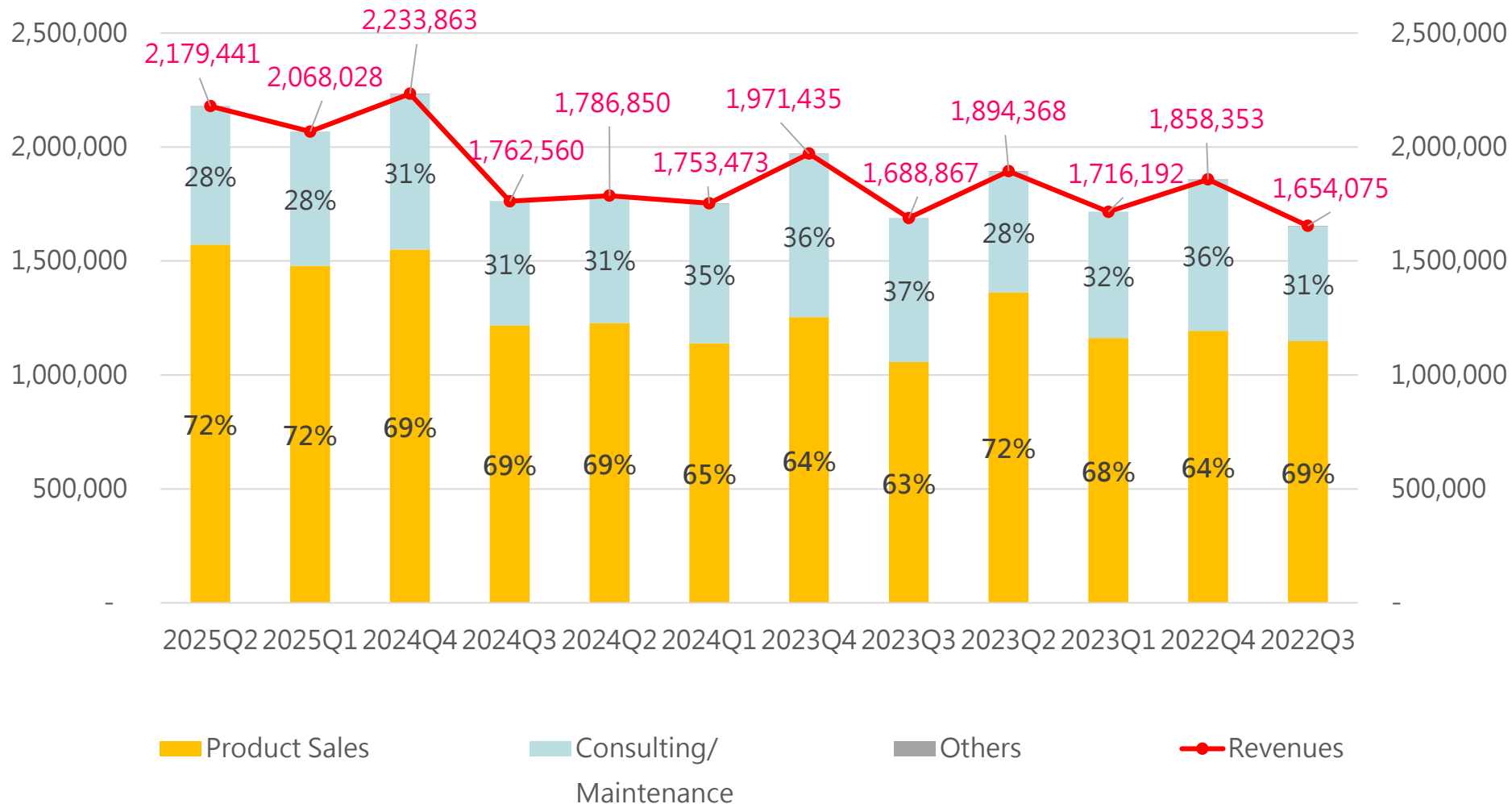
- Electronic related(Including Semiconductor)
- Government education unit
- Telecommunications
- Transportation and traditional manufacturing
- Financial and insurance
- Other industries
- Biomedical


Comparison of Sales Revenues by Region



Quarterly revenue status in the past 3 yrs

Units: NT\$ thousand





Q & A
Thank you!!